

## FROM RESEARCH TO ACTION (RTA) PROJECT: Using Knowledge to Accelerate Progress in the Elimination of Child Labour and Forced Labour

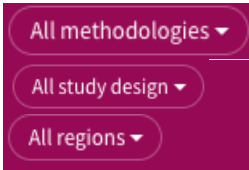
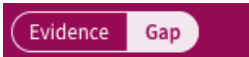
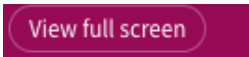
### Guide to use the Evidence Gap Map

We hope you will find all the instructions you would need to use the Evidence Gap Map here. Note that the Evidence Gap Map are only accessible on computers and tablets, not on smartphones. If you have any further questions, please contact us at [rtaproject@ilo.org](mailto:rtaproject@ilo.org).

#### Basic icons

You can use different features in the RTA Evidence Gap Map.

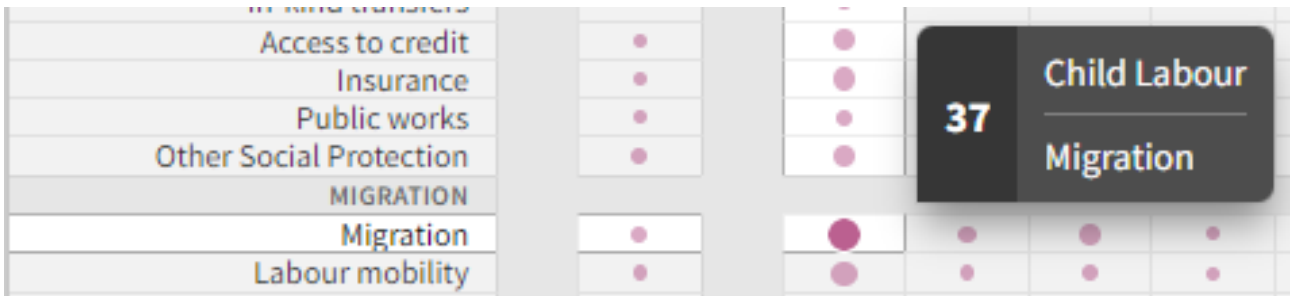


- 1  You can filter your search by **methodology**, **study design**, and **region**. The 3 methodology options are qualitative, quantitative, or mixed methods. Qualitative research relies on numerical data. Qualitative research relies on personal accounts or interviews. Mixed methods research considers a combination of quantitative and qualitative data. The 3 study design options are descriptive, relational, or causal. Descriptive research describes the characteristics of a population. Relational research explores the relationship between two or more variables. Causal research identifies the nature and extent of cause-and-effect relationships. The 11 region options follow the [ILO Subregion-Broad](#) groups.
- 2  When the **Evidence** icon is white, it shows the Evidence Landscape. The bigger the bubble means more evidence. When the **Gap** icon is white, it shows the Evidence Gap Map. The darker the colour means the less evidence is available.
- 3  Press the **View full screen** icon to allow you to view the gap map in full screen mode. To reserve this action, press ESC.

The records are grouped by **factors** and **outcomes**. They are based on extensive consultations with an International Advisory Board (with researchers, employers' and workers' organizations, policymakers, civil societies, funding partners, etc.). Learn more about the definitions of factors and outcomes on [child labour](#) and [forced labour](#).

## Example

There are 37 records available at the intersection between child labour and migration.



Click on the bubble. It displays the 37 records with the filter options on the top.

The screenshot shows a search results interface. The top bar includes filter options: OUTCOME (Child Labour), FACTOR (Migration), METHODOLOGY (All methodologies), STUDY DESIGN (All study design), and REGION (All regions). The first record is 'Child labour in the Arab region' by the League of Arab States, International Labour Organization, Food and Agriculture Organization of the United Nations, Arab Labour Organization and Arab Council for Childhood and Development, dated ILO - 2019.

Click on the specific record. You will arrive at the Bibliography tool.

The screenshot shows the Bibliography tool for the record 'Child labour in the Arab region : a quantitative and qualitative analysis'. The tool includes a book cover, title, authors, and various options like 'Available Online', 'SEND TO', 'FIND ONLINE', 'DETAILS', and 'LINKS'. The 'LINKS' section includes icons for QR, EXPORT TO EXCEL, PRINT, PERMALINK, and EMAIL.

To help with your research, you can export the information to Excel, print, share via permalink, etc.

The Bibliography tool uses a search engine that is similar to university libraries (that uses a Central Discovery Index). Here is a [quick guide](#) to use the Bibliography tool.